

## Accreditation



ISO 9001 - FM 10198  
ISO 14001 - EMS 56667  
OHSAS 18001 - OHS 82381



BS EN 12608  
KM12892



BS 7950/12608  
KM34443



PAS 23-1  
& PAS 24-1/12608  
KM61039

## Installation

Products should be surveyed and installed in accordance with current British Plastics Federation/Glass & Glazing Federation Codes of Practice, relating to the survey and installation of high impact modified PVCu windows. Consideration must be given to the safety requirement of BS6262: 1982 when specifying the type of glass to be used.

In line with the requirements of all Building Regulations, Rustique products are designed for energy efficiency and comply with Part L when fitted by FENSA registered installers or approved by Building Control.

The wide variety of ancillary profiles available to the Installer provides almost limitless scope for product design and installation. Carefully engineered, the ancillary profiles suite with the main profiles and greatly enhance both structure and appearance of installations.

## Environmental Concerns

WHS Halo fully accepts its environmental responsibilities and takes a lead in addressing environmental issues within the PVCu window industry. WHS Halo was one of the first companies to achieve ISO 14001 Environmental Management System and has pioneered a unique partnership to recycle post consumer windows of all material types.

-----  
This Technical Data Sheet has been prepared by WHS Halo, a division of Bowater Building Products, with reasonable care for general guidance purposes only. Reliance on the information contained in this document shall be the entire responsibility of the person/persons so relying and in no event shall Bowater Building Products be liable for any direct loss or damage attributable to reliance on this Technical Data Sheet. Under no circumstances shall Bowater Building Products be liable for any indirect or consequential loss or damage including, but not limited to, loss of profit and loss of contracts.

As part of our policy of continuous improvement we reserve the right to alter specifications without prior notice  
© Bowater Building Products 2008  
-----

WHS Halo  
Water Orton Lane  
Sutton Coldfield  
West Midlands  
B76 9BW  
Tel: 0121 749 8181  
Fax: 0121 749 8276

**marketingdep@whs-halo.co.uk**  
**www.whs-halo.co.uk**



Fully integrated PVCu system - features and benefits



# Rustique Integrated profile

Rustique is a fully versatile and totally integrated 62mm & 70mm system with kerb appeal that features a sculptured ovolo shape with clean and slim sightlines. It has the added advantage of full compatibility with our System 10 70mm and 62mm chamfer edged suite of profiles, so you can mix and match between the two.

With a choice of suited single leg beading options to match, which are quick, secure and easy to install on site, and a whole host of other innovative features designed to save you on fabrication and fitting time – Rustique is designed to perform.

Rustique offers a comprehensive range of window and door styles for the trade, retail, commercial or the new build fabricator, and installer to offer consumers and clients.

## Product features

### 70mm and 62mm profile

Profile measures 70mm / 62mm front to back, to ensure a direct replacement with timber windows with minimal trimming or finishing.

### Fully Interchangeable

The suite is integrated with the System 10 62mm and 70mm chamfer edged systems. This means that the same ancillaries, reinforcements, mouldings and hardware are used, which will help keep your stock holding to a minimum.

### Fully integrated and fully versatile

The versatility of an all in one system is that it offers greater opportunities to new markets without increased costs of production switchovers or increased stock holding. It allows for an extensive range of window and door styles to be fabricated and offered to your clients/ customers.

### Choice of bead and glazing options

Designed to accept 24mm, 28mm and 32mm sealed units. The profiles can be fitted with a choice of chamfered or 'ovolo' shaped features. A secondary weather seal on the beading gives an improved performance.

### Thermal sleeve insert



Compatible with our thermal insert (patent applied for) sleeve to achieve a WER A rating with a double glazed unit when applied to the outerframe reinforcement chamber.

### Product applications

The Rustique range allows for the manufacture of casement windows, french and tilt and turn windows, residential doors, inline patio doors and bi-fold doors.

### Material specification

All Rustique profiles are manufactured from acrylic high impact modified, Polyvinyl Chloride unplasticised compound (PVCu).



Shown with thermal sleeve insert.

# Rustique features

## 1 Chambers

Five fully enclosed chambers with an increased wall thickness offer additional product strength, rigidity and performance in addition to improved thermal efficiency.

## 2 Reinforcement chamber

The additional chamber enables galvanised steel reinforcement to be used for greater strength and rigidity.

## 3 Single leg bead for quick and easy glazing

Our single leg beading has a simple 'knock-in' design that is fitter friendly and will make glazing on site quick, easy and more positive. The single leg bead provides a performance to BS7950 Security enhancement standards.

## 4 PCE gasket

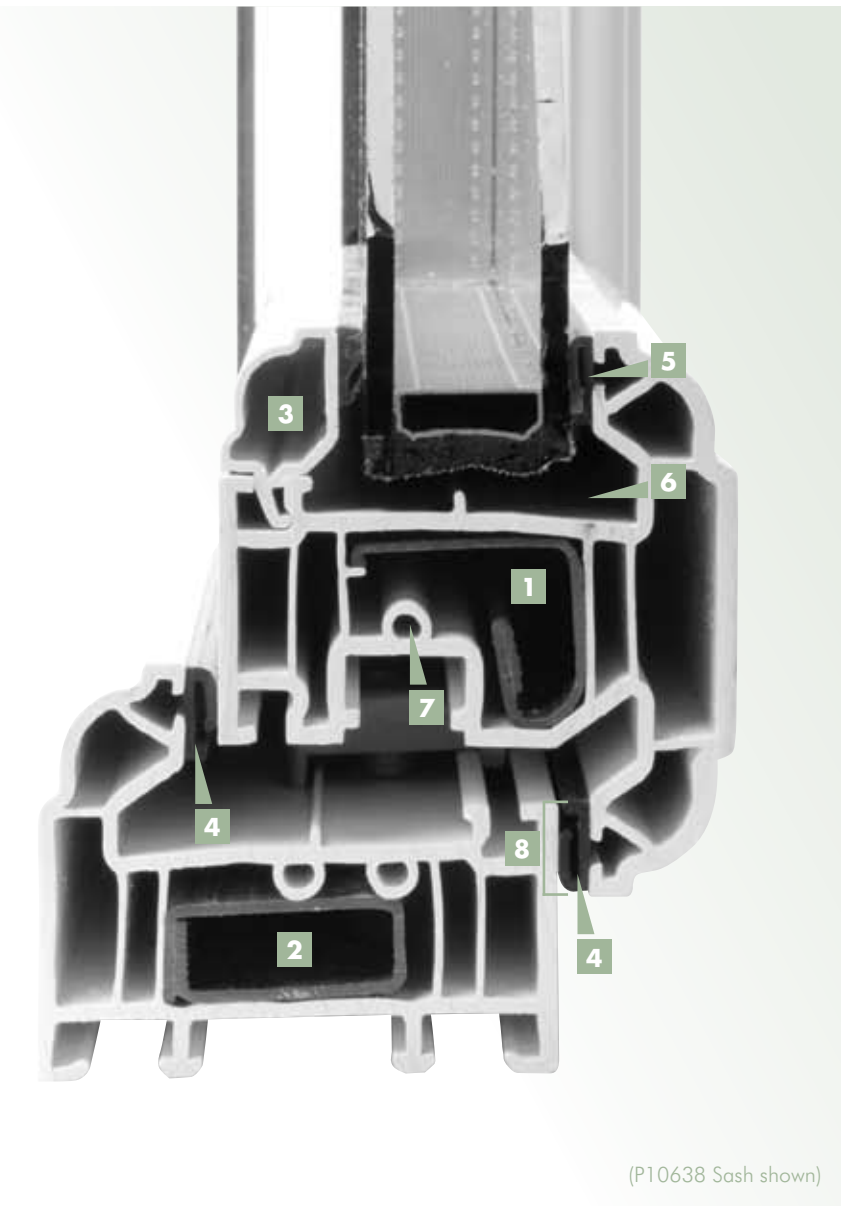
Our PCE low level gasket allows quicker fabrication and installation. The heat bonded gasket means that there is no shrinkage or any risk of the incorrect gasket being fitted. It gives a consistency in quality and finish, which reduces any hard lumps in corners and overcomes any stretching problems. It features a new weather seal flipper and 3.0mm glazing pad for an improved seal.

## 5 Low level gasket

Our PCE gaskets are low level, which means they are designed to fit in with the profile so that the maximum glass area is made visible with no unsightly gasket lines.

## 6 Drainage

A wider drainage channel allows for a quick draining of any water/ residue built up for an improved performance.



(P10638 Sash shown)

## 7 Top hat fixings and screw ports

Hardware and striker keeps are screwed into top hat fixing points and screw ports for an improved technical and enhanced security performance.

## 8 10mm overlap

A 10mm overlap as standard gives an increased weather performance.

Our systems have a simple 'clip on' feature for the easy fitting of frame extensions, sills and ancillaries without the need for screw fixings. Most leading brands of hardware are compatible with our systems.